



Review Article

CONTRIBUTION OF YEJELLA SHRI RAMULU CHAUDARI TO AYURVEDIC VETERINARY MEDICINE- A BIOGRAPHICAL RESEARCH STUDY

Goli Penchala Prasad^{1*}, R. K. Swamy²

¹Research officer (Ay), ²Assistant Director, National Ayurvedic Research Institute for Vector Borne Diseases, Vijayawada, Andhra Pradesh, India.

Article info

Article History:

Received: 18-08-2015

Accepted: 08-09-2015

KEYWORDS: Yejella Shri Ramulu Chaudari, Ayurvedic veterinary medicine, Pashuvaidyacintamani, Pashunetrachikitsa.

ABSTRACT

Yejella Shri Ramulu Chaudari is a famous Ayurvedic Veterinarian of Andhra Pradesh. He had written many Veterinary books in an easily apprehensive way in local Telugu language. Yejella Shri Ramulu Chaudari had written many books on various aspects of cattle and horses including etiopathogenesis and treatment with Ayurvedic drugs from the year 1928. He ran Pashusamrakshana named journal, Ayurvedic veterinary college and hospitals, Sahadeva Ayurveda pharmacy for many years. In the field of Ayurvedic veterinary medicine he trained many graduates, farmers, servants and animal keepers of Jamindars, landlords, social workers and propagated Ayurvedic veterinary medicine. He got the authority in both Ayurvedic and Allopathic systems and tried to integrate both the systems. His publications are source for model integration studies of both Ayurvedic and modern systems of medicine. Further he strove hard for the propagation of Ayurvedic veterinary medicine through pamphlets, workshops, essays in local newspapers and local journals. He received many awards and got many testimonials and certificates for his good publications, for his thankfulness, valuable suggestions and dedication in the field of veterinary medicine. Many opulent landlords and Jamindars showed their genuine love and sincere support for his institution and publications. Many renowned allopathic physicians, public representatives, scientists in the field of veterinary medicine and Ayurvedic physicians appreciated his dedicated work and commitment in helping the poor through veterinary Ayurvedic medicine. He ran Ayurvedic Sahadeva Pashu vaidya pharmacy and developed many proprietary medicines like Janturakshini, Kshirojan, Asvabalavardhini, Krimihar, Garbhaka, Pashubalavardhini etc. and sold for reasonable prices. He was popular as Abhinava sahadeva for his contributions.

*Address for correspondence

Dr. Goli Penchala Prasad

Research officer (Ayu.)

National Ayurveda Research

Institute for Vector Borne

Diseases, New Rajiv Nagar,

Payakapuram, Vijayawada-

520015, Andhra Pradesh.

Email: drprasadgoli@yahoo.com;

drpenchalaprasadgoli@gmail.com

Phone: 09441654500

INTRODUCTION

He is the son of Yejella Ragavaih and Yejella Seshamma. Many of his publications suggest that he belongs to the Angaluru village of Gudlavalleru Mandal of Krishna District, Andhra Pradesh. Further it seems that he settled in Tenali of Guntur District, Andhra Pradesh. He was titled as *Abhinavasahadeva*, *Ayurvedapashuvaidyacharya* and *Vaidyakalavibhushana*. His date of birth was not written in any of his publications. Details about his education are also not available. In the publications his degrees are mentioned as A.V.L.M. & S; A.M.B. & B.S. Probably these are old degrees on animal medicine. He was the founder of *Ayurveda Pashu Chikitsalaya* (Ayurvedic Veterinary Hospital), founder of *Pashuvaidyagrnthmala*, President of *Andhra Jatiya Pashu vaidya vidyapittha* and principal of *Andhra Jatiya Ayurveda Pashuvaidya Kalashala*

(Ayurvedic Veterinary College). He was the proprietor of *Sahadeva Pashuvaidya Pharmacy*, honorary member of the Government of India's Agricultural research livestock committee. (fig 1)

Vision and Mission

Works of Shri Ramulu Chaudary reflects his vision and mission. He extended his services in the field of veterinary Ayurvedic medicine in multidimensional ways with sincerity, dedication and clear goals. His intimacy and hard working nature got support for his voluminous works from landlords, highly intellectual people, bureaucrats, doctors and legislators. The prefaces of his publications by Prof Acharya N.G. Ranga M.L.A. Central Delhi and Sri Bejawada Ramachandra Reddy, the President Madras Legislative Council are an

indication of his sincerity and dedication. His aim is to take-up the Ayurvedic Veterinary medicine to the grassroots level and for that he has taken-up the publication of Ayurvedic veterinary books in easily understandable Telugu local language, established service oriented Ayurvedic veterinary hospital, ran *Andhrajatiya Pashuvaidyakalashala* named Ayurvedic Veterinary College, provided many proprietary medicines from *Sahadeva Pashuvaidya* pharmacy. He trained many traditional Ayurvedic physicians, cattlemen, farmers in the field of Veterinary Ayurvedic medicine and monitored the Ayurvedic veterinary hospitals run by them. His multi dimensional activities propagated Ayurvedic veterinary medicine and developed the scope of Ayurveda. Further this attracted the common man towards an Ayurvedic system of medicine. He also propagated the Ayurvedic system of medicine through his publications, pamphlets, by conducting free camps, training camps etc. He used to treat diseased animals of poor people at free of cost. He has thorough knowledge of Ayurvedic medicine as well as allopathic system of medicine. He believes the advantages in integrating both systems. He clearly mentions that "thinking the system of medicine which they studied is superior in all angles is not correct, every system of medicine is having strengths and weaknesses and taking the strengths of each system is more beneficial for mankind". He always tried to use potential pharmacopeia of Ayurveda in treating all the possible diseases of animals. He believes these medicines are more suitable, cheaper and easy to procure by the common man and more suitable for the livestock of India. In the diseases where surgical intervention is necessary there he always suggested the role of allopathic surgeons in treating the ailments. He criticized the blind faiths of people like slaughtering the animals to control communicable diseases. He wisely disseminated the reasons of communicable/infectious diseases through small books, booklets and through his speeches. Srirama choudary scholarly emphasized the historical need of protection of livestock, especially the cattle. Prevention of diseases through hygiene is always given priority and along with phenol, camphorated oil (*Karpura taila*), Alum lotion (*sphatika drava*), decoctions of various plant barks, healthy Indian cow's urine, dung of a healthy cow etc. are also used. He encourages learning the latest developments in the field of science, learning latest technologies and utilizing them in the present scenario. Keeping this primary motto he had given all the details of diseases in simple understanding Telugu language. He had given detailed description of the etiology, pathogenesis, clinical findings, postmortem findings, prognosis, preventive measures and Ayurvedic treatments. His voracious reading habit is reflected in his description of statistical data on position of India in comparison with other countries in terms of agricultural land, livestock number, import and export, economic growth through livestock, government support to farmers etc. He always expressed his displeasure over not acquiring enough technical knowledge to compete the western

world in getting high qualitative and quantitative yields in animal husbandry and in agriculture. At the same time he believes all the western methods and diets of animals are not suitable for the livestock of the Indian subcontinent. Revalidation of traditional methods and usage of Ayurvedic diets and medicines are considered as the best answer to minimize the expenditure on treatments of various ailments of animals. He accentuated the need of the unity and considering the village as the unit to get high yield. He has given lot of suggestions, among them developing wastelands as grasslands for fodder of livestock, developing Ayurvedic veterinary hospital or getting training in the field of veterinary Ayurvedic medicine by one of the villagers, protecting and developing local animals, arranging for cross mating of one area animals with other high quality animals, cultivating necessary herbs or procuring and keeping a stock of necessary herbs etc. are some of the examples.

Brief Note on various published Books

Total publications are written by Yejella Shriramulu choudary in Telugu language and in Telugu script.

1. Pashuvaidyacintamani

It was published and printed in 1928 by Sri Balasarasvati mudraksharashala, Bejavawada. Total book contains 194 pages. This text has descriptions of cattle and horse diseases. Total text is divided into four parts and explains about the common care to be taken while treating cattle, protecting measures according to seasonal changes, many treatments for diseases of cattle and horses, cattle diseases local Telugu dialectic names and their allopathic equivalents etc. Many internal medications, external pastes, ointments are explained with perfect doses of the each combination. Disease symptoms along with contemporary allopathic research outcomes; descriptions on bacteria, worms and other microorganisms responsible for the diseases; prognosis of the diseases etc. are explained in detail. ¹

2. Vishanivarini

This book was published by the author in 1928. It is printed in Sri Balasarasvati press Bejavawada. It contains 57 pages. It is an exclusive Ayurvedic Veterinary book on toxicology. Various types of snake bites and multiple Ayurvedic internal and external treatments including various collyrium, errhine treatments are described. Poisonous bites of various other animals like dog, mouse, centipede, lizard, chameleon, spiders etc and their Ayurvedic treatments are explained in detail. ²

3. Pashunetrachikitsa

This book was printed and published in 1929 by Sri Balasarasvati mudraksharashala, Bejavawada. It is an exclusive book on cattle eye diseases which was written in 47 pages. In this text cattle eye diseases' local Telugu dialectic names and their allopathic

equivalents, etiology, clinical findings and various Ayurvedic treatments are explained.³

4. *Pashuvaidyavastugunadipika*

This book was published with the financial help of Shri Rajayarlagadda Shivaramaprasada bahardaru in 1929. The book was printed in Andhra granthalaya mudraksharashala Bejawada. Total text contains 261 pages. The present text is an exclusive book on drugs used in Cattle diseases. Various types of fodders and their qualities are explained. Brief introduction of anatomy and physiology of cattle body parts is explained. Role of rest and hygiene in preventing diseases, difference between Ayuvedic and Allopathic treatment are explained. Methods of examination of cattle, diagnostic tools of various diseases like examination of tongue, eyes, urine, stool etc. are explained. Preparation of powders, decoctions and other dosage forms of Ayurvedic medicine; various measurements and their metric equivalents are explained. Detailed description of various Ayurvedic single drugs, compound formulations and their indications, brief notes on some allopathic drugs and their indications are also explained.⁴

5. *Pashuvranachikitsa*

This book was printed in 1930 in Sri Balasarasvati mudraksharashala Bejawada. Total text contains 84 pages. It is an exclusive book on Cattle wounds. In this text along with wounds and ulcers etiology, clinical findings and Ayurvedic treatments of various skin diseases, swellings, poisonous animals and insect bites are also explained. Many external pastes, ointments and internal medications with perfect doses of the each combination are explained.⁵

6. *Rakshasavaidyam*

This book was printed in 1937 in Andhra granthalaya mudraksharashala Bejawada. Total text contains 32 pages. Present text deals with methods to fall down cattle by the usage of ropes, sticks and other equipment for administering various medicines or to advocate various treatment procedures. Further text explains various cauterization techniques, various types of cauterizations for the treatment of cattle diseases and various types of enemas prescribed for various cattle diseases.⁶

7. *Padiparishrama*

This book was printed in 1937 in Andhra granthalaya mudraksharashala Bejawada. Total text contains 98 pages. Development of animal husbandry in various countries, statistical data on livestock of various countries and their export potentials are explained in comparison with India. Statistical data on livestock of different states of India, our lacunae, various methods of adulteration of cattle products which were practiced in India, necessity of research to increase the outcome and income in rearing of cattle, various fodders of cattle, hygienic measures to be

followed while milking, various animals milk and their nutritional values etc. are described.⁷

8. *Sharirashastramu*

This book was printed in 1937 in Andhra granthalaya mudraksharashala, Bejawada. Total text contains 66 pages. It is a small book on Anatomy and physiology of body parts of Cattle. Various cattle body parts and their functions are described in Telugu language.⁸

9. *Pashupariksha*

This book was printed in 1937 in Andhra granthalaya mudraksharashala, Bejawada. Total text contains 39 pages. It is an exclusive text on examination of cattle. Various species of cattle and their characteristic features are explained. Features of auspicious cow, normal body parts and their characteristic features like normal breast size, shape etc. features of auspicious ox, various whorls and their effects etc. are explained in this text.⁹

10. *Svasthanavrittamu*

This book was printed in 1937 in Andhra granthalaya mudraksharashala, Bejawada. Total text contains 55 pages. The text is on the social preventive medicine of cattle. It describes the necessity of Hygienic measures, providing a healthy diet, pure water, ventilation, proper exercise and rest, benefits of massage, benefits of building the cattle shed in fields, methods and measurements in construction of cattle shed, flooring of cattle house, cleaning of cattle house, care according to seasonal variation, role of various nutrients in the diet like proteins, carbohydrates etc.; various vegetarian fodders and their role in prevention of diseases, diet of calves, diets according to nature of work etc.¹⁰

11. *Shastravaidyam*

This book was printed in 1937 in Andhra granthalaya mudraksharashala, Bejawada. Total text contains 83 pages. Present text has descriptions on various types of bleeding cuts, wounds/ulcers; abscess, tumors and their Ayurvedic and allopathic treatments with sutures, plasters, oils, bandages, poultices, wicks, lotions etc., Role of surgery in certain abscess, tumors and post operative Ayurvedic treatment is also explained. Various fractures, dislocations, sprain etc. their Ayurvedic and allopathic treatments are explained. Various cancerous conditions, diseases of the tongue and their Ayurvedic and allopathic treatments are also explained.¹¹

12. *Bheshajakalpamu*

This book was printed in 1937 in Andhra granthalaya mudraksharashala, Bejawada. Total text contains 36 pages. Present text has descriptions about Ayurvedic Dravyaguna and Bheshaja kalpana principles. It describes mode of administering liquid medicines to cattle, using bamboo bottles, glass bottles, care to be taken while administering medicines in contagious diseases, dosage according to age, mixing of medicines, preparation of medicine, preparation and

application of plasters, application of alkali, preparation of electuary, using snuffs and smokes, using collyrium etc. It also contain descriptions on Mishrakagana of Ayurvedic Dravyaguna explaining about Panchakola, Triphala, Trikatu etc. combinations, important/ useful parts of various plants, various Ayurvedic dosage forms etc.¹²

13. Antuvyadhulu

This book was printed in 1937 in Andhra granthalaya mudraksharashala, Bejawada. Total text contains 96 pages. The present text is an exclusive book on infectious diseases of Cattle and their Ayurvedic treatment. Mode of transmission of various causative organisms of infectious diseases, types of the organisms, favoring conditions for spreading of those diseases, factors influencing the growth of bacteria, the latent period of the disease, necessity of isolation of diseased, clinical findings, post-mortem symptoms, preventive care and Ayurvedic treatment are described. Harm of blind beliefs is also explained.¹³

14. Pashuchikitsasaramu

This book was printed in 1937 in Andhra granthalaya mudraksharashala, Bejawada. Total text contains 62 pages. The present text is an exclusive book on various Cattle diseases. Many treatments for each common cattle disease were explained. Cattle diseases local Telugu dialects and allopathic equivalents are also explained. Many internal medications, external pastes, ointments with perfect doses of the each combination are explained. At the end of the book many single drugs which are useful in particular cattle diseases are also summarized.¹⁴

15. Pracina pashusanrakshana

This book was printed in 1937 in Andhra granthalaya mudraksharashala, Bejawada. Total text contains 82 pages. The Present text has historical descriptions on cattle protection in the prehistoric period, in historic periods, Veda, Purana, Buddhistic period, Quran, period of Chandragupta, in the ruling of Sri Krishnadevaraya, in the period of Britishers, etc.¹⁵

16. Pashurogavignanamu

This book was printed in 1937 in Andhra granthalaya mudraksharashala, Bejawada. Total text contains 47 pages. The present text is an exclusive book on Roganidana and Rogavignana. Ayurvedic principles of examination of cattle, qualities of true Ayurvedic veterinary doctor, requirements of Ayurvedic veterinary doctor, difference between Ayurvedic and western medicine, from time to time changes in disease manifestation, etiopathogenesis of various diseases, role of vital force in treating diseases, history taking and diagnosis of the disease, method of examination through Ayurvedic principles like examination of tongue, face, urine, stools etc. and examination by modern diagnostic tools like thermometer, stethoscope etc. are described.¹⁶

17. Vatsabhritiyamu

This book was printed in 1937 in Andhra granthalaya mudraksharashala, Bejawada. Total text contains 60 pages. It is an exclusive Ayurvedic Veterinary book on the care of the calves. Initially importance and benefits of cattle husbandry, importance of cow's milk, precautions in purchasing cows, determination of age by teeth and horns, advice for not to sell the cows to the butcher; protection of calf by providing perfect ventilation and light, providing good nourishment are explained. This text describes the examination of calf pulse, temperature, urine and stools. Etiologies, clinical findings of various calves' diseases along with contemporary allopathic research outcomes are explained. Many treatments for each common calf's disease are explained. Cattle diseases local Telugu dialectic names and allopathic equivalents are explained. Many internal medications, external pastes, ointments are explained with perfect doses of each combination.¹⁷

18. Vishatantrammu

This book was printed in 1937 in Andhra granthalaya mudraksharashala, Bejawada. Total text contains 55 pages. It is an exclusive Ayurvedic Veterinary book on toxicology. Origin of poison, properties of the poison, various types of herbal poisons, various animal poisons are described. Various methods of poisoning by the enemies through diet, air, water, poison anointed needles; injecting fluids of infected animals, identification and treatment of these poisons are explained. The poisonous effect of eating young Sorghum, leaves of Ricinus and their treatment; seats of poison in various animals, insects, various snakes, scorpion etc.; poison bites of various animals; symptoms of poisonous animal bites and stage wise their Ayurvedic treatments are explained in detail.¹⁸

19. Nuru pashuvaidya mulikalu

This book was published by the author in 1943. It was printed in Lakshmi power press Tenali. Total text contains 50 pages. Present text has descriptions of some important Ayurvedic herbs. Morphological characters of each herb, important Ayurvedic actions, useful parts, mode of use, dosage and indications of each herb in cattle diseases are explained.¹⁹

20. Ashvapariksha

This book was published by the author in 1943. It was printed in Lakshmi power press Tenali. Total text contains 60 pages. It is an exclusive text on examination of Horses. Historical evidences on texts of Shalihotra, brief introduction on ancient treatises on horse diseases are described. Tabular description on deciding the normal date of delivery of horses, its diet, air, water, massage, rest, riding timings, various species of horses (based on their places like *Kashmir*, *Bahlka*, *Panchala* etc.) and their characteristic features, measurements of good horse are described. Estimation of age by examining the horse, various whorls

mentioned in *Shalihotra*, description of horses in *Hayalilavati*, *Garudapurana*, *Asvanidana*, *Parasara samhita* etc. ancient texts are explained in this text.²⁰

21. *Prathamikapashuchikitsa*

This book was published by the author in 1943. It was printed in Lakshmi power press Tenali. Total text contains more than 69 pages (available book is incomplete). Present text starts with statistical analysis of livestock in various states of India. Government support in animal husbandry, principles to be followed in cattle rearing, historical description on the protection of cattle, anatomical descriptions of cattle body parts, measuring the age of cattle, protection of cattle as per seasons, making cattle suitable for the administration of medicines, method of administering medicines are explained. Further some important Ayurvedic herbs, their morphological characters, important Ayurvedic actions, useful parts, mode of use, dosage and indications in various cattle diseases are also explained.²¹

22. *Anubhava pashuvaidya cintamani*

It is a total guide to Ayurvedic veterinary medicine. It was first published in 1933 and later enlarged and edited twice. Third time it was published in 1945 by Modern publishers, Tenali, Andhra Pradesh. Total book is written in 628 pages with 22 chapters. Ancient methods of protection of cattle, nature of ancient former, preventive measures of diseases, examination of cattle, descriptions of various drugs used in the treatment of cattle, brief introduction of anatomy and physiology of cattle, pharmaceutical procedures of various Ayurvedic medicines and dosage forms etc. are explained. Cattle diseases are explained under various headings like diseases of Gastro intestinal system, infectious diseases, diseases of Respiratory system, poisons, diseases of calves, postpartum diseases etc. Many treatments for each common cattle disease were explained. Cattle diseases local Telugu dialectic names and allopathic equivalents are also explained. In this text wherever needed clinical findings, etiology, prognosis, causative organisms, epidemiological data, contemporary allopathic research outcomes, post-mortem reports etc. are described. Many internal medications, external pastes, ointments are explained with perfect doses of the each combination. Total book is supplemented with famous proverbs, one for each page, on cultivation and animal rearing. It is a famous book in Andhra Pradesh and many eminent scholars appreciated the work.²²

23. *Ashvashastramu*

This book was published by Pashuvaidya-granthamala in 1947. Total text contains 120 pages. It is an exclusive book on various Horse diseases. Various auspicious and inauspicious whorls along with illustrations are explained. Various coloured horses and their auspicious and inauspicious effects on the owner, riding techniques, preferable riding timings, identifying the age of horse, massaging of horse,

examination of horses, etiology & clinical findings in various diseases, Ayurvedic treatment of various horse diseases is explained. Illustrations of plants used and various anatomical structures are explained. Horse diseases local Telugu dialects and allopathic equivalents are also explained. Many internal medications, external pastes, ointments are explained with perfect doses of the each combination. It is a famous book in Andhra Pradesh.²³

Novelty in the Publications

He has written these Ayurvedic veterinary books in a systematic way starting from basic branches of medicine till the treatments. He had tried to explain the complex branches of the medical system to the simple Telugu language. He had written a complete guide on Ayurvedic veterinary medicine and also separate books/ booklets on different facets of the Ayurvedic veterinary medicine. Studying the complete guide on Ayurvedic veterinary medicine leaves an impression that he had referred many books and done lots of research to present these texts.

He had touched every aspect of Ayurvedic veterinary medicine to generate interest to the reader and continued the flow in reading and also aimed to train the common man in Veterinary Ayurvedic medicine through his books. This is the major achievement in the field of Ayurvedic medicine in general and veterinary Ayurvedic medicine in particular. Historical perspective of protection of cattle by various religions is explained to realize the necessity and inculcate the desire of protection of cattle. Statistical data on various livestock, income of the rearing of cattle in various countries, in various states of India, in various districts of Andhra Pradesh provides comparative data on actual figures and also highlights the lacunae. Hygienic measures, healthy diets and drinks of cattle, necessity of proper exercise and rest, care in building cattle sheds and cleaning of sheds are explained to change the village atmosphere of animal sheds, to overcome unhygienic habits and fulfill the lack of training of the animal keepers. Rearing cattle according to seasons, cultivation methods to be followed in wet and dry lands, methods to get sufficient fodder are his tips to the formers to overcome economic loss and get sufficient income. Nutritional values of traditional leafy vegetables or leaves of various pulses used as fodder are explained to show the strength of traditional fodders. Differences of grasslands in India and foreign countries and necessity to convert wastelands into grasslands are an attempt to caution the government about the need and increased demand. He had visited many states and other countries, read many books and done lots of research on various species/ breeds of cattle and buffalo. Characteristic features, advantages of cows and bulls of Indian breeds like Amritamahar, Mysore, Daddodana, Ongole, Kapiliyan, Tanjore, Kagayam, Madhura, Gunsoor, Brahman, Sindhu, Punjab, Tarparkar, Hallikar, Bhagnari, Devarakota, Bargur, Dhanni, Killari,

Mehavati, Nimari, Dajjal, Goolao, Ponwar, Lohani, Hariyana, Kenwaria etc. are described in comparison with foreign breeds like Jersi, Guernsy, Shorthorn, Butu shorthorn, Kerri, French Canadian, Dexter, Aberdeen Angus etc. In the same way Indian buffalos of Murra, Toda, Parlakimidi are also described in comparison with foreign breeds. This stresses the need of protection of our Indian breeds. It can be achieved by maintaining sperm banks and also filing patents on rare breeds.

A detailed description of Ayurvedic pharmaceutical procedures; method of administration of various types of oral medicines, enemas, collyriums, snuffs, massage oils, fomentations, decoctions; important drugs used in veterinary Ayurvedic medicine with their habitat, morphological features, useful parts, uses, pharmacodynamics and kinetics is probably a unique way of presenting texts in regional languages. This covers the basics of Ayurvedic pharmaceutics as well as Ayurvedic pharmacology.

Anatomical structure of various body parts of cattle, their physiological actions are described as per modern medical literature. Clinical examination methods of cattle & buffalos; diagnosing techniques, usage of various modern equipments in diagnosing the diseases are also described. This gives precautionary knowledge to the animal keepers while dealing the animals and prevents animal injuries and also makes the diagnosis of the diseases in critical conditions easy. Diseases are classified under various broad headings like communicable/infectious diseases, diseases of Gastro intestinal system, diseases of eye, diseases of Respiratory system, diseases of postpartum, diseases of head, diseases of urinary system, diseases of integumentary system, diseases of calves, diseases where surgical intervention is needed, various mineral and animal poisons etc. A systematic classification ensures the easy way of diagnosing the disease from differential diagnosing.

Sriramulu Chaudary had given highest importance to communicable/infectious diseases. Principles to prevent the spread of these diseases, care on both diseased and normal animals, care to restrict the spread of disease from the diseased to healthy, brief note on various causative microorganisms, worms, their life cycle, mode of transmission, vectors, latent period of disease etc. are described as per allopathic system of medicine in easily understandable Telugu language. Etiology, clinical findings of these diseases, important diagnostic features, recommended isolation period, postmortem findings, dispose of the carcass, epidemiological data, Pathya (wholesome diet and activities) as per Ayurveda, Ayurvedic treatments, Ayurvedic preventive measures etc. are elaborately described. Sriramulu Chaudary tried his level best to correlate every disease/ clinical condition with possible allopathic disease equivalent. Wherever its allopathic equivalent is not known he had clearly mentioned the dialectic name of the disease, its

etiopathogenesis, clinical findings and their Ayurvedic treatments leaving room for further research and correlation with modern medicine.

Intentional poisoning of animals, accidental poisoning, clinical findings of various poisonous animal bites and their Ayurvedic treatments are explained to educate the common man to identify these poisonings in early stage and thereby saving the life of the livestock.

Diseases of calves are mentioned separately to take more precautions and care as calves are more delicate than the adult cows. Postpartum care of the cows from the susceptible diseases also shows his practical approach in treating the cows. All together he has taken the modern view in describing the texts with all the possible research outcomes but followed Ayurvedic treatments. This reduces the ambiguity in diagnosing the diseases and brings the uniformity in treating animals.

Appreciations for His publications

Prof Acharya N.G. Ranga M.L.A. Central Delhi and Sri Bejawada Ramachandra Reddy, President Madras Legislative Council appreciated his publications for integrating both allopathy and Ayurveda together and for his mode of presentation in easily perceivable Telugu language. They opined that the book is useful for scholars as well as common man. Kalluri Chandramauli Bsc (Agriculture), Moparru; Nadella Venkatadasu Bsc (Agriculture), Kavutaram ; K. Sheshagirirao Naidu G.M.V.C. Veterinary Surgeon, Eluru veterinary hospital also appreciated his publications claiming those books as necessity tools for each farmer and animal keeper.

Ayurvedic veterinary college

He ran Andhra Jatiya Ayurveda Pashu vaidya kalashala named Ayurvedic veterinary college. As per the documental evidences this college was functioning in-between 1934 and 1945. Students trained in the institute further started new Ayurvedic Veterinary hospitals and served the people of their regions. Sri Gottipati Brahmaiah, Member of Andhra Pradesh Congress Committee; B. Ramaih, Agricultural Demonstrator; V. Satyanarayana, Tahasildhar, Gudivada; Chandrasekaram, Deputy registrar, cooperative societies; N.V. Sridharrao, G.M.V.C., veterinary surgeon; M. Sreenivasa rao, Municipal Veterinary Assistant surgeon appreciated the services of this college in their messages which were published in many of the publications of Sriramulu Chaudary. Further it is claimed that many voluntary organizations paid stipends to the students of the college. (fig 2, 3)

Ayurvedic Veterinary Hospital

Sriramulu Chaudary successfully ran an Ayurvedic Veterinary Hospital in Tenali. He started this hospital in 1927. He trained many farmers, workers of Jamindars in his hospital. He ran branches of his hospital in various other villages with the students who

completed their training in his Ayurvedic veterinary college. Many stalwarts of various fields appreciated the services provided by his Ayurvedic Veterinary hospital. B. Munuswamy Naidu, MLC Madras Legislative Council; Kommareddy Patabhi ramaih, MLC; Dr. Pallemapati Gopala krishnaih, M.S; Ganala Ramamurthy, MLC; Rajarao naidu, Tahasildhar, Gudivada; Kaviraja Prativadi Bayankara krishnamacharyulu, Ayurvedic physician; Sri Raja M.V. Apparao, bahardar Jamindhar Uyyuru; Shri Raja Shivarama Prasad, bahardar Jamindhar Charlapalli; Sri Srimannarayana Apparao, bahardar Jamindhar Gollapalli; Sri Varjur Aresham, District health officer; R. Veeraswamy Naidu, Civil Veterinary assistant surgeon; M.B. Needu BSc (California), MSCM; Unnava Lakshmi narayana Pantulu, Barrister; Lingam Veerabhadraih, B.A (Oxford); C.V. Ratnam district veterinary officer, Krishna and Guntur districts; K.B. Nateshayyar, district veterinary officer; R. Veeraswamy, veterinary assistant surgeon; K. M. Peranan, veterinary assistant surgeon; D. Sadashiva reddy, Deputy educational director, Madras presidency etc. are some of the eminent personalities appreciated the services of hospital of Sriramulu chaudari. (fig.4)

Sahadeva Pashu vaidya pharmacy

Shriramulu chaudary is the proprietor of this Ayurvedic pharmacy. Many proprietary medicines were prepared and sold for reasonable prices. He established this pharmacy thinking that all the herbs and minerals mentioned in the texts are not available in every village and some majority of the villagers may not have the skill of identification or some may not have time. The medicines sold in the pharmacy can be preserved and used at any point of time. Names and indications of proprietary medicines of the pharmacy are mentioned in many of the Sriramulu chaudary publications and on the labels of the medicines. Among many of these medicines Janturakshini is used to prevent infectious diseases, Pashubalavardhini to enhance strength of cattle, Asvabalavardhini to enhance strength of horse, Kshirojan for enhancing the milk production, Vatari to pacify all Vataja diseases, Santal to cure urinary problems, Bel powder to cure GIT diseases, Vibro for health of pregnant cow, Krimihar in worm infestation, Kanakasava for Respiratory problems, Ulbam for retention of placenta, Vishaghni in poisonous conditions, Garbhaka for relief from impotency, Anodine for diseases of ear, galimal for wounds, Karnex for damaged and diseased horns, Proxal for flies and mites, Pashunetranjan 1 and 2 are collyriums for eye diseases, Kitari for mange and other skin diseases and Sprain killer for relief of sprains.

DISCUSSION

Contribution of Sri Yejalla Sriramulu chaudary to the field of Ayurvedic medicine is highly appreciable. He alone had done multi dimensional propagation, contribution and research in the field of Ayurvedic veterinary medicine without huge manpower, mandate and budget. His contributions clearly indicate the power of dedication and commitment of an individual.

His deeds are the example for the quotation of Swamy Vivekananda that "Great convictions are the mothers of great deeds." Many scholars from modern medicine, eminent personalities of diversified fields appreciated his services rendered through the Ayurvedic Veterinary Hospital, Ayurvedic Veterinary College, through his publications and pharmacy.

One of the grandchildren of Sriramulu chaudary revealed that he had spent thousands of rupees in those days for collection of modern books from Burma, Denmark and America. Before the emerging of CCIM pattern of Bachelor degree of Ayurveda (BAMS) there was not much integration of Ayurveda and Allopathic system of Medicine. Before publication work of the Telugu academy for BAMS students there was no integrated Telugu Ayurvedic text on modern parameters. Anubhava pashuvaidya-chinamani and other publications described in this article are published too early than an institutional thinking of integration of both Ayurvedic and Allopathic systems of medicine. This indicates his practical approach and vision.

Many of the diseases mentioned in Telugu dialectic names are equated with suitable allopathic names and this way of presentation of the text made it easy to try the medications used by Chaudary for further research and confirmation. There is no ambiguity in the names of the diseases and wherever he is not sure of its allopathic equivalent he had mentioned the observed clinical findings and left scope for identifying the allopathic equivalent. Diagnosing the disease as per its etiology, clinical findings and providing the Ayurvedic treatments are now followed in a majority of Ayurvedic dispensaries and research organizations. Probably at an individual level this was first time followed by Sriramulu Chaudary in a scientific way.

The myth of technical books cannot be written in local languages as many technical term equivalents are difficult to translate is also proved false by his able contribution. In very simple language he has published these technical books and these are not only contributing to the field of Ayurvedic veterinary medicine but also are the contributions to Telugu literature. He had written many Telugu poems in his texts in chaste Telugu poetry and supplemented every page of some of these texts with Telugu proverbs related to agriculture, animal husbandry, farmers and animal guardians. He contributed a lot to modern agriculture and veterinary medicine.

His service oriented Ayurvedic veterinary hospital with its branches in various villages is not like the present days branded commercial Multi specialty hospitals but just like charitable trusts. He ran Sahadeva Ayurvedic veterinary pharmacy to make the important Ayurvedic veterinary medicaments available at affordable prices throughout the year. Even after separate department as AYUSH under the noble administrative control of the Government of India there

is no veterinary college of Indian System of Medicine. A man with dedication had run an Ayurvedic Veterinary college. History reveals super specialty hospitals of animals during the period of Ashoka, historians appreciate the works of kings who had a lot of manpower and money power. Let us appreciate the willpower of Yelalla Sriramulu chaudary who had done a lot and who had sacrificed a lot for the betterment of Ayurveda, for betterment of animals and ultimately for betterment of mankind.

ACKNOWLEDGEMENTS

The authors are highly thankful to CCRAS and Department of AYUSH for providing opportunity to digitize Rare Ayurvedic veterinary books under EMR project entitled "Collection and digitization of Medical manuscripts from South India Maharashtra and Madhya Pradesh" and also thankful to Andhra Pradesh state archives and Research institute Taranaka, Hyderabad for giving permission to digitize Rare Ayurvedic Veterinary books.

REFERENCES

1. Shri Ramulu Chaudari Yejella. Pashuvaidya cintamani. Bejawada: Sri Balasarasvati mudraksharashala; 1928.
2. Shri Ramulu Chaudari Yejella. Vishanivarini. Bejawada: Sri Balsarsvati press; 1928
3. Shri Ramulu Chaudari Yejella. Pashunetrachikitsa. Bejawada: Sri Balasarasvati mudraksharashala; 1929.
4. Shri Ramulu Chaudari Yejella. Pashuvaidyavastu gunadipika. Bejawada: Andhra granthalaya mudraksharashala; 1929.
5. Shri Ramulu Chaudari Yejella. Pashuvranachikitsa. Bejawada: Sri Balasarasvati mudraksharashala; 1930.
6. Shri Ramulu Chaudari Yejella. Rakshasavaidyam. Bejawada: Andhra granthalaya mudraksharashala; 1937.
7. Shri Ramulu Chaudari Yejella. Padiparishrama. Bejawada: Andhra granthalaya mudraksharashala; 1937.
8. Shri Ramulu Chaudari Yejella. Sharirashastramu. Bejawada: Andhra granthalaya mudraksharashala; 1937.
9. Shri Ramulu Chaudari Yejella. Pashupariksha. Bejawada: Andhra granthalaya mudraksharashala; 1937.
10. Shri Ramulu Chaudari Yejella. Svasthavrittamu. Bejawada: Andhra granthalaya mudraksharashala; 1937.
11. Shri Ramulu Chaudari Yejella. Shastravaidyam. Bejawada: Andhra granthalaya mudraksharashala; 1937.
12. Shri Ramulu Chaudari Yejella. Bheshajakalpamu. Bejawada: Andhra granthalaya mudraksharashala; 1937.
13. Shri Ramulu Chaudari Yejella. Antuvyadhulu. Bejawada: Andhra granthalaya mudraksharashala; 1937.
14. Shri Ramulu Chaudari Yejella. Pashuchikitsasaramu, Bejawada: Andhra granthalaya mudraksharashala; 1937.
15. Shri Ramulu Chaudari Yejella. Pracina pashusanrakshana. Bejawada: Andhra granthalaya mudraksharashala; 1937.
16. Shri Ramulu Chaudari Yejella. Pashurogavignanam. Bejawada: Andhra granthalaya mudraksharashala; 1937.
17. Shri Ramulu Chaudari Yejella. Vatsabhrityam. Bejawada: Andhra granthalaya mudraksharashala; 1937.
18. Shri Ramulu Chaudari Yejella. Vishatantram. Bejawada: Andhra granthalaya mudraksharashala; 1937.
19. Shri Ramulu Chaudari Yejella. Nuru pashuvaidya mulikal. Tenali: Shri Ramulu Chaudari Yejella; 1943
20. Shri Ramulu Chaudari Yejella. Ashvapariksha. Tenali: Shri Ramulu Chaudari Yejella; 1943
21. Shri Ramulu Chaudari Yejella. Prathamika-pashuchikitsa. Tenali: Shri Ramulu Chaudari Yejella; 1943
22. Shri Ramulu Chaudari Yejella. Anubhava pashuvaidya cintamani Third Edition. Tenali: Modern publishers; 1945.
23. Shri Ramulu Chaudari Yejella. Ashvashastramu. Pashuvaidyagrnthamala; 1947.

Cite this article as:

Goli Penchala Prasad, R. K. Swamy. Contribution of Yejella Shri Ramulu Chaudari to Ayurvedic Veterinary Medicine- A Biographical Research Study. AYUSHDHARA, 2015;2(4):207-216.

Source of support: Nil, Conflict of interest: None Declared





Figure1: Yejalla Sriramulu chaudary

Figure 1: Yejalla Sriramulu chaudary




Figure 2: Students of various batches of Ayurvedic Veterinary college, Tenali




Figure 3: Students of Ayurvedic Veterinary college conducting dissection of cattle



Figure 4: Yejella Sriramulu Chaudary and his attendant in Ayurvedic hospital